



STORMSHIELD



**STORMSHIELD ENDPOINT SECURITY
EVOLUTION**

RELEASE NOTES

Version 2

Document last updated: February 22, 2022

Reference: [ses-en-release_notes-v2.2.2](#)



Table of contents

SES Evolution 2.2.2 new features	3
SES Evolution 2.2.2 fixes	6
Compatible Microsoft Windows versions	10
Recommendations	12
Updating built-in security policies and agent pools	12
Implementing security policies	14
Known issues	17
Explanations on usage	17
Documentation resources	18
Downloading this version	19
Previous versions of SES Evolution v2	20
Contact	41

In the documentation, Stormshield Endpoint Security Evolution is referred to in its short form: SES Evolution.

This document is not exhaustive and minor changes may have been included in this version.



SES Evolution 2.2.2 new features

New protections

Anti-ransomware protection

SES Evolution 2.2.2 now protects your organization's workstations from ransomware attacks. It can detect operations that ransomware applications usually perform on a system and quickly stop them.

SES Evolution has provided a new "Anti-ransomware protection" rule set for this purpose. This rule set is available in shared rule sets, and is included in the Default policy. An anti-ransomware protection rule also appears in the **Threats** tab of rule sets.

If the ransomware manages to modify or encrypt files before the attack can be blocked, SES Evolution will provide a list of such files to help you restore them. For the same purpose, SES Evolution now also offers a mechanism that creates and protects shadow copies (also known as snapshots) in Windows, as described in the following section.

 [Find out more](#)

Shadow copy protection in Windows

Microsoft Windows offers a data backup mechanism with which shadow copies or snapshots of a workstation's local NTFS volumes can be created. These shadow copies make it possible to restore lost data.

SES Evolution now detects and blocks the deletion or corruption of shadow copies on workstations. Such malicious operations are usually among the first that ransomware applications execute.

Saving Windows shadow copies

SES Evolution also allows you to save shadow copies for your entire pool. Each SES Evolution agent will then create a shadow copy per day for every local NTFS volume on protected workstations. The last five copies will be kept.

To use this feature, you must first allow the creation of shadow copies for all NTFS volumes on the workstations and ensure that they have sufficient reserved disk space.

 [Find out more](#)

Updating the Default policy

The Default policy has been enriched with the addition of an anti-ransomware protection rule set.

When updating from SES Evolution 2.1.x to version 2.2, refer to the [Recommendations](#) to find out the steps to take with regard to policy updates.

 [Find out more](#)

New built-in rule sets

In addition to the "Anti-ransomware protection" rule set, the two shared rule sets below were also added. Prior to SES Evolution 2.2.2, the rules that made up these sets were found in the "Protection baseline" rule set, which was part of the Default policy. They were removed from the Protection baseline set to form independent sets that are available in the shared sets.



Common applications hardening	The set provides better control over how common applications behave, which may sometimes be dangerous, even if the source is not malicious.
Common network hardening	The set provides better control over applications that may generate unwanted network traffic.

 [Find out more](#)

Changes to existing rule sets

Two existing built-in rule sets have been modified and enriched. For details on these modifications, refer to the *Stormshield rule sets release notes* in your [MyStormshield](#) personal area.

Refer to [Recommendations](#) to find out our recommendations with regard to implementing security policies.

Compatible Microsoft Windows versions

New compatibilities

SES Evolution now supports Windows 10 21H2, Windows 11 and Windows Server 2022 operating systems.

Application identifiers

Filtering applications and processes via command line arguments

Some applications can be used on your appliance pool by your administrators for legitimate purposes, but can also be used maliciously by attackers.

For better control over the use of applications, SES Evolution now makes it possible to filter their operations more granularly based on the settings of their command line. These settings can be specified as criteria in application IDs, making it possible to apply different rules to the same application, depending on how it is used. For example, you can prevent PowerShell from running only when it is run as a hidden process, or when its command line parameters attempt to bypass Windows execution policies.

 [Find out more](#)

Configuration deployment

Deployment indicator

The SES Evolution console now shows a visual indicator opposite the **Environment** menu, showing that you have modified the configuration and that it must be deployed in the agent pool.

 [Find out more](#)



Activity monitoring

Browsing between logs and exception rules

In the agent logs panel of the administration console, a new button leads you directly to exception rules created from a log, if you need to read or modify them.

Server configuration

Disk space monitoring

In the SES Evolution console, the dashboard now indicates the disk space used on the servers that host backends, agent handlers and databases. You will be warned when any thresholds are reached. Monitoring disk space allows you to anticipate disk space issues and guarantee service continuity.

 [Find out more](#)



Administration console

New features have been added to the administration console to facilitate the management of policies and rules:

- If you wish to export policies or rule sets, you can now choose which items to export. They will then be exported in separate files.
- The number of existing rules is now shown on each tab of the various rule types in a set.
- When you select shared rule sets to add to a policy, they are now added in the order of selection.
- Rules can now be copied/pasted or cut/pasted within the same rule set.

Icon of the agent on workstations

Icon changed in the taskbar

On workstations, the old icon  of the agent has been replaced with the icon  in the taskbar.



SES Evolution 2.2.2 fixes

Security policies

Creating exceptions from an “Environment discovery” log

Support reference: 167745PW

Exception rules can now be created in the administration console based on logs generated by the advanced “Environment discovery” protection.

Modifying the volume type in an application ID

Support reference: 167477PW

Whenever the **Volume type** criterion was removed from an identifier and added back to the same identifier, the settings of the criterion could not be modified. This issue has been fixed.

Importing and exporting rule sets

Support reference: 168385PW

Whenever **.cab** files were imported in the panel of shared rule sets, an error message would appear if the files did not contain any shared rules. The message has been improved to state the cause of the error.

Whenever rule sets are exported, the names of the export files now specify whether the sets are shared or private.

Agent logs in the administration console

Searching for agents

Support reference: 167508PW

In the **Agent logs** panel, searches performed via the **Agent** column now make it possible to include all agents, not only those in the list shown in this column.

Special and accented characters in agent group names

Support reference: 167581PW

In the **Agent logs** panel, special and accented characters are now correctly displayed in the **Agent group** column.

Log display in the console

Support reference: 188215CW

When rule-generated logs were configured to never appear on the console, they appeared nonetheless. This setting now works correctly.



Advanced log filters

In the advanced filters of the **Agent logs** panel, the Enter key no longer wrongly adds a new line or automatically confirms the form.

Logs generated by self-protection events

Support reference: 167586PW

In the **Agent logs** panel, the **View rule** button is no longer available for logs generated by self-protection events, since such logs do not match any rules.

User name in incidents

Support reference: 189879CW

In the **Agent logs** panel, the user name is now shown in the **Agent** column of each incident, as was already the case for standard logs.

Managing agent groups

Filtering agents by agent groups

In the **Agents** menu of the administration console, the **Default group** filter in the **Group** field now always shows the agents of the default group after the interface language is changed.

Applying conditional security policies

Support reference: 168192PW

In agent group configuration, conditional policies that use scripts as a condition of application are now applied in the right order.

Maintenance mode disabled

When Maintenance mode is not allowed in the agent group configuration, the button to enable Maintenance mode in the advanced settings of the agent's **Preferences** tab is now grayed out.

Deploying the environment

Timeout after a deployment error

Support reference: 189042CW

When an issue occurs during the deployment of an environment, and the deployment stops, a new deployment can only be attempted 15 minutes later. The timeout was previously set to 30 minutes.



SES Evolution agents

Optimizing performance

The impact of the SES Evolution agent on the performance of process launches has been optimized. It allows improving the compatibility with the Xilinx SDK. **Support reference: 187968CW**

The protection of access to the registry database and the identification of processes have been improved so that they no longer affect the performance of workstations. **Support references: 185692CW and 186425CW**

Updating the SES Evolution agent

Searches for updates from the agent's interface no longer cause an error, and now function correctly. **Support reference: 186717CW**

Deleting logs

SES Evolution logs are now effectively deleted from workstations' disks after the number of days indicated in the configuration of the agent group. **Support reference: 167479PW**

Blocked EsUpdate and EsUpdateHost processes

The SES Evolution self-protection mechanism now no longer blocks the EsUpdate and EsUpdateHost processes over port 80. **Support reference: 167481PW**

Compatibility with Microsoft Excel

Keylogging protection no longer makes Microsoft Excel shut down unexpectedly. **Support reference: 186764CW**

Improved performance when a USB device is plugged into an air-gapped workstation

An incompatibility with Windows Defender's real-time protection, which occurs when a USB device is plugged into an air-gapped workstation, would slow down the workstation. This incompatibility has been fixed. **Support reference: 187720CW**

Compatibility with Microsoft PowerPoint

SES Evolution no longer shuts down Microsoft PowerPoint unexpectedly when the workstation switches out of hibernation mode. **Support reference: 188228CW**



Agent handlers

Time zone

Support reference: 189338CW

An issue with the time zone on the machine hosting the agent handler could block log processing and log recording in the database. This issue has been fixed.



Compatible Microsoft Windows versions

SES Evolution version 2 is compatible with the following Windows versions. For more information, refer to the [System requirements for SES Evolution](#) section in the *Installation guide*.

Administration console

Windows 7 in 32 and 64 bits

Windows 8.1 update - August 2014 - 32 and 64 bits

Windows 10 Enterprise 2015 LTSB - 32 and 64 bits

Windows 10 Enterprise 2016 LTSB - 32 and 64 bits

Windows 10 1909 – 32 and 64 bits

Windows 10 20H2 – 32 and 64 bits

Windows 10 21H1 – 32 and 64 bits

Windows 10 21H2 – 32 and 64 bits

Windows 11 21H2 – 64 bits

Windows Server 2012 R2 *

Windows Server 2016

Windows Server 2019

Windows Server 2022

Backend

Windows Server 2012 R2 *

Windows Server 2016

Windows Server 2019

Windows Server 2022

Agent handler

Windows 10 Enterprise 2015 LTSB – 64 bits

Windows 10 Enterprise 2016 LTSB – 64 bits

Windows 10 1909 – 64 bits

Windows 10 20H2 – 64 bits

Windows 10 21H1 – 64 bits

Windows 10 21H2 – 64 bits

Windows 11 21H2 – 64 bits

Windows Server 2012 R2*

Windows Server 2016

Windows Server 2019

Windows Server 2022



* On these newly installed operating systems, Framework .NET 4.6.2 must be installed beforehand to enable the SES Evolution installation center to run.

Agent
Windows 7 in 32 and 64 bits
Windows 8.1 update 3 (August 2014) - 32 or 64 bits
Windows 10 Enterprise 2015 LTSB - 32 and 64 bits Windows 10 Enterprise 2016 LTSB - 32 and 64 bits Windows 10 1909 – 32 and 64 bits Windows 10 20H2 – 32 and 64 bits Windows 10 21H1 – 32 and 64 bits Windows 10 21H2 – 32 and 64 bits
Windows 11 21H2 – 64 bits
Windows Server 2008 R2
Windows Server 2012 R2
Windows Server 2016
Windows Server 2019
Windows Server 2022



Recommendations

Updating built-in security policies and agent pools

Before updating an existing environment to SES Evolution version 2.2.2:

- Read this section carefully,
- Read the section [Explanations on usage](#) carefully,
- Read the section **Known issues** in the Stormshield [Knowledge base](#) carefully (use the same login credentials as those for your [MyStormshield](#) client area),

The security policies and built-in rule sets that Stormshield provides in version 2.2.2 contain new features.

Rule sets are automatically updated in the administration console when the solution is updated to version 2.2.2. However, this is not the case for built-in security policies, which must be updated manually in the console together with the agents in your pool.

WARNING

Agents must be in version 2.2.2 before these policies can be applied and new features become available.

The following are the major steps involved in updating policies and the pool to version 2.2.2:

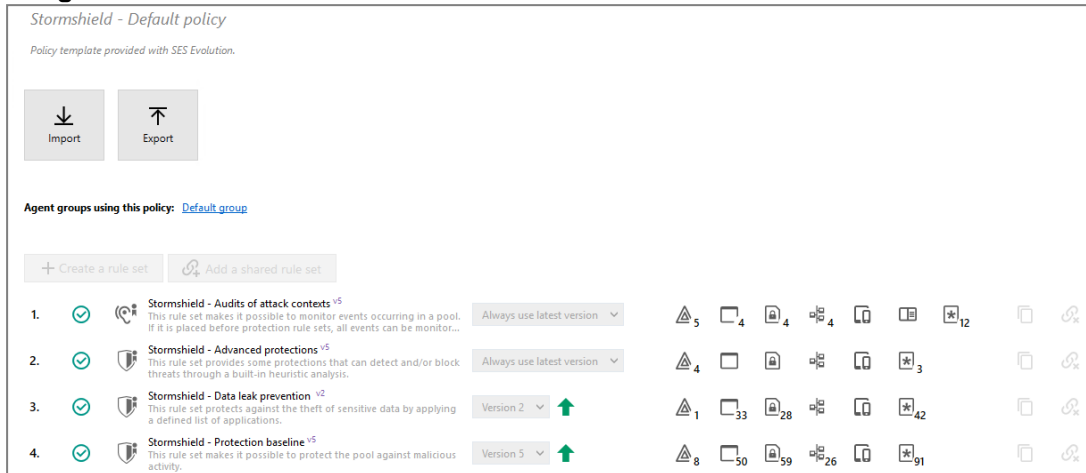
1	Updating SES Evolution via the Installation Center
2	Updating security policies to use the latest versions of rule sets
3	Creating a test agent group
4	Selecting pilot agents for the test group and monitoring their behavior for several days
5	Updating all agents to version 2.2.2

We recommend that you follow the detailed procedure below for the update:

1. If there are unsaved changes in your administration consoles, save them and shut down the consoles.
2. Follow the procedure for updating SES Evolution components via the Installation Center, as explained in the [Installation guide](#).
3. Once the update via the Installation Center is complete, open the consoles again to finalize the update. A message will warn you that the security policies are not using the latest version of the rule sets. Policies were not automatically updated in order to prevent incompatibility issues with agents in versions lower than version 2.2.2.

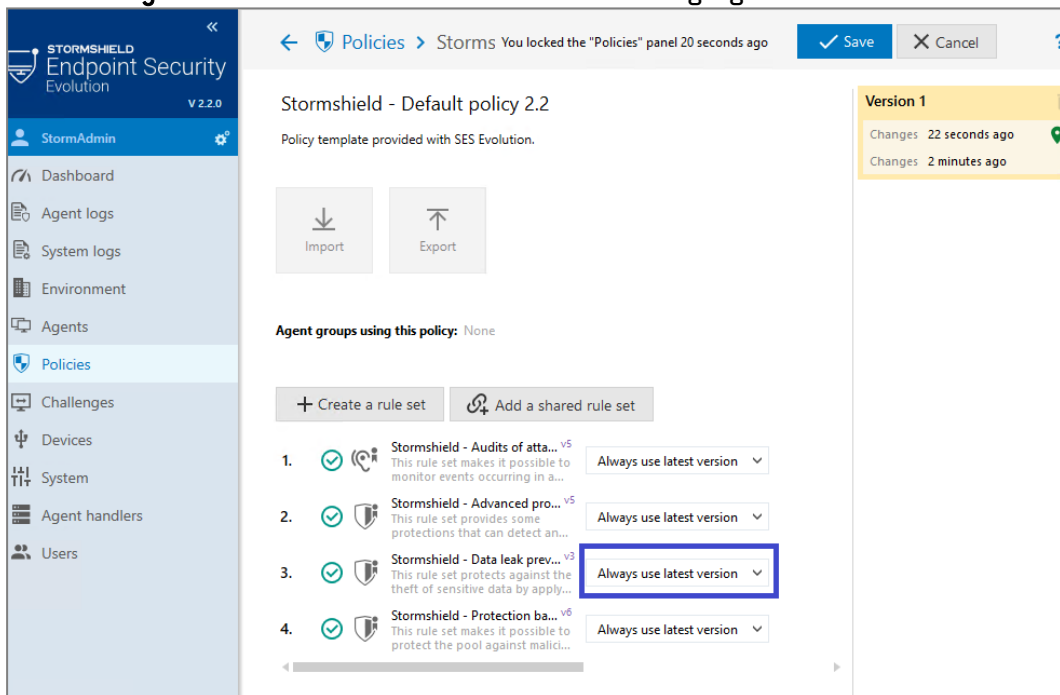


4. Select a console. In the console's **Policies** menu, a green arrow pointing upwards indicates policies that are not using the latest version of some sets, and the rule sets that are not using their latest version.



Duplicate a policy containing a green arrow, such as the default policy, for example.

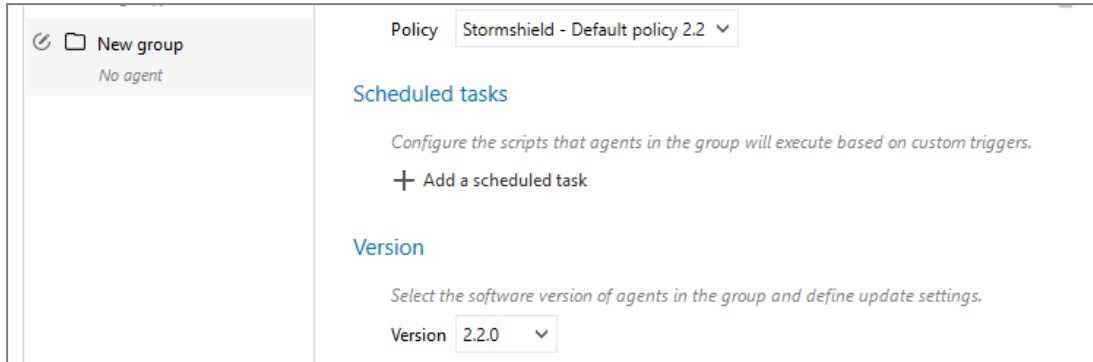
5. Select the copy of the policy and click on **Edit**.
6. Rename the policy by adding the version number "2.2.2" for example.
7. Select **Always use latest version** for all rule sets containing a green arrow.



8. Save the policy.
9. You are now about to duplicate one of your production agent groups to test the deployment in version 2.2.2 with the new updated policy. Create a new agent group in the **Agents** menu.
10. In the **Configuration** tab, select the policy created earlier.



11. Ensure that 2.2.1 is the software version selected in the **Version** section.



12. Configure the other options in the **Configuration** tab so that you obtain the exact same settings as for the initial group.
13. Save the new group.
14. You will now select one or several agents in your initial group, which will be used as pilot agents. In the **General** tab of the initial group, select the pilot agents and click on **Move agents to**. Select the new test group.
15. In the **Environment** menu, click on **Deploy** to deploy the changes made to your environment.
16. After the pilot agents have reconnected to the agent handler, the workstations must be restarted. After restarting, ensure that the agents have indeed switched to software version 2.2.1 and that they are using the new policy.

Test the behavior of the pilot agents for several days. Once you are sure that they are running properly, you can update all the agents in the pool. There are two ways to do so:

- Select the new policy and software version 2.2.2 in your production agent groups. If you choose this option, remember to delete the test group.

- or -

- Duplicate all your production groups and update them, then delete older groups if necessary.

If there is a need for agents to downgrade to an earlier version after updating to version 2.2.2, the version would no longer be compatible with the policies that contain version 2.2.2 features. We recommend that you then move the affected agents back to their original group.

Implementing security policies

With version 2.2.2, Stormshield provides ten shared protection rule sets and two shared audit rule sets, which can be used in built-in policies or in your own policies.

You can follow the recommendations below regarding the order of sets and which sets to use in your policies.

Default policy

Order	Type	Rule sets	Recommended/Optional
1	Audit	Audits of attack contexts	Recommended
2	Audit	Windows Defender event forwarding	Optional
3	Audit	Your own audit rule set	Optional



4	Protection	Secured Wi-Fi hotspots	Optional
5	Protection	Advanced protections	Recommended
6	Protection	Anti-ransomware protection	Recommended
7	Protection	<i>Your own protection rule set</i>	Optional
8	Protection	Common applications hardening	Optional
9	Protection	Common network hardening	Optional
10	Protection	Data leak prevention	Recommended
11	Protection	Protection baseline	Recommended

Backoffice component protection

Order	Type	Rule sets	Recommended/Optional
1	Audit	Audits of attack contexts	Recommended
2	Audit	Windows Defender event forwarding	Optional
3	Audit	<i>Your own audit rule set</i>	Optional
4	Protection	Secured Wi-Fi hotspots	Optional (rule set used only for the protection of the console)
5	Protection	Backend protection	Recommended (backend only)
6	Protection	Agent handler protection	Recommended (agent handlers only)
7	Protection	Administration console protection	Recommended (administration consoles only)
8	Protection	Advanced protections	Recommended
9	Protection	Anti-ransomware protection	Recommended
10	Protection	<i>Your own protection rule set</i>	Optional
11	Protection	Common applications hardening	Optional
12	Protection	Common network hardening	Optional
13	Protection	Data leak prevention	Optional
14	Protection	Protection baseline	Recommended
Order	Type	Rule sets	Recommended/Optional
1	Audit	Audits of attack contexts	Recommended
2	Audit	Windows Defender event forwarding	Optional
3	Audit	<i>Your own audit rule set</i>	Optional



4	Protection	Secured Wi-Fi hotspots	Optional (rule set used only for the protection of the console)
5	Protection	Backend protection	Recommended (backend only)
6	Protection	Agent handler protection	Recommended (agent handlers only)
7	Protection	Administration console protection	Recommended (administration consoles only)
8	Protection	Advanced protections	Recommended
9	Protection	Anti-ransomware protection	Recommended
10	Protection	<i>Your own protection rule set</i>	Optional
11	Protection	Common applications hardening	Optional
12	Protection	Common network hardening	Optional
13	Protection	Data leak prevention	Optional
14	Protection	Protection baseline	Recommended



Known issues

The up-to-date list of the known issues related to this version of SES Evolution is available on the [Knowledge Base](#) Stormshield. To connect to the Knowledge base, use the same identifiers as for [MyStormshield](#).

Explanations on usage

Protection against WMI Persistence

Advanced protection against WMI persistence is incompatible with the 32-bit and 64-bit versions of the Microsoft Windows 10 LTSB 2015 operating system. Even if it is enabled, it will not run on this operating system. However, this incompatibility does not prevent the SES Evolution agent from functioning normally.

SES Evolution installation

If a Windows update is in progress during a full installation of SES Evolution server or of the backend component, the installation will fail. It is recommended to disable Windows update before installing SES Evolution, and to enable it again afterwards.

Bluetooth Low Energy devices

The SES Evolution agent does not filter Bluetooth Low Energy devices; only standard Bluetooth devices are recognized.



Documentation resources

The following technical documentation resources are available on the [Stormshield Technical Documentation](#) website or on Stormshield [Institute](#) website. We suggest that you rely on these resources for a better application of all features in this version.

Guides

- [Installation guide](#)
- [Administration guide](#)
- [SQL Server Recommendations guide](#)

Please refer to the [Knowledge Base](#) for specific technical information.



Downloading this version

Going to your MyStormshield personal area

You need to go to your [MyStormshield](#) personal area in order to download the 2.2.2 version of Stormshield Endpoint Security Evolution:

1. Log in to MyStormshield with your personal identifiers.
2. In the left panel, select **Downloads**.
3. In the right panel, select the relevant product and version.

Checking the integrity of the binary files

To check the integrity of Stormshield Endpoint Security Evolution binary files:

1. Enter one of the following commands and replace `filename` by the name of the file you want to check:
 - Linux operating system: `sha256sum filename`
 - Windows operating system: `CertUtil -hashfile filename SHA256`
2. Compare with hashes provided on [MyStormshield](#) personal area, section **Downloads**.



Previous versions of SES Evolution v2

In this section, you will find the features and fixes from previous versions of SES Evolution v2.

2.1.2		Resolved vulnerabilities	
2.1.1			Bug fixes
2.1	New features	Resolved vulnerabilities	Bug fixes
2.0.2			Bug fixes
2.0.1		Resolved vulnerabilities	Bug fixes
2.0.0	New features		



Version 2.2.1 not published

Version 2.2.1 is not available to the public.



Version 2.2.0 not published

Version 2.2.0 is not available to the public.



Resolved vulnerabilities for SES Evolution 2.1.2

Backend

A high severity vulnerability was fixed. Details on this vulnerability can be found on our website <https://advisories.stormshield.eu/2021-070/>.

Administration console

A medium severity vulnerability was fixed. Details on this vulnerability can be found on our website <https://advisories.stormshield.eu/2021-071/>.

Logs

A low severity vulnerability was fixed. Details on this vulnerability can be found on our website <https://advisories.stormshield.eu/2021-072/>.



SES Evolution 2.1.1 fixes

Installation

You can now launch an update a second time via the Installation Center if it was canceled the previous time.

Support references: SESNG-7486

The Installation Center now correctly verifies the backend component password.

Support references: SESNG-7842

Stormshield default policy

When keylogging protection is enabled, KeePass Password Safe is no longer prevented from automatically entering passwords

Support references: SESNG-7714

Wi-Fi rules that were initially in the *Protection baseline* rule set have been outsourced to an independent rule set that is not included by default in policies. In this way, the software security policy can be kept separate from the hardware component usage policy. In addition, Wi-Fi and general device rules no longer generate incidents systematically.

Support references: SESNG-7865

By adding a new root certificate that Google Chrome uses, the browser can be started again when a user clicks on a hypertext link in an e-mail in Microsoft Outlook.

Support references: SESNG-8105

The SQL Server VSS Writer identification mode has been changed. Now it no longer freezes when it writes information to the Shadow Copies registry.

Support references: SESNG-8399

Microsoft Office applications that write .js extension files no longer raise alarms.

Support references: SESNG-8444

To reduce the occurrence of false positives, some heuristic rules that detect password-stealing malware were removed from the policy, and two Microsoft programs known to access raw volumes were added to the policy.

Rule sets

Links to policies in the panel of a rule set are now kept when the **Update all** action is used.

Support references: SESNG-8335

Protection rules

In file rules or application identifiers, file paths containing errors could previously be entered. These are now verified.

Support references: SESNG-8345



OSSEC rules

Some of the file paths that must be monitored in OSSEC rules prevented the policy from being applied. This issue has been fixed.

Support references: SESNG-8345

Logs

Rules created when an exception is added from a log are now configured correctly.

Support references: 183722CW

SES Evolution no longer generates errors when there is a large volume of context logs.

Support references: 167478PW

SES Evolution agent

When events are exported in the SES Evolution agent interface, a list of technical errors is no longer displayed.

Support references: 184781CW



SES Evolution 2.1 new features

New protections

Advanced protections

Advanced protections make it possible to protect your pool from malicious operations such as the theft of authentication credentials, malicious use of Windows tools, persistent techniques, etc.

 [Find out more](#)

New built-in policy: Protection of backoffice components

A built-in security policy is now equipped to increase the security of SES Evolution backoffice components. This policy must be applied to agent groups that contain agent handlers, backends and the administration console.

In addition to the security features in the default policy, it includes several modular rule sets, each of which corresponds to a backoffice component. The policy consists of the following rule sets:

- Audits of attack contexts,
- Backend protection (new),
- Agent handler protection (new),
- Administration console protection (new),
- Advanced protections (new),
- Protection baseline.

 [Find out more](#)

Changes to existing policies

The default policy has been enriched with new rule sets that provide advanced protections and protection from theft of sensitive information.

It now consists of the following rule sets:

- Audits of attack contexts,
- Advanced protections (new),
- Data leak prevention (new),
- Protection baseline.

When updating from SES Evolution 2.0.x to version 2.1, refer to the [Recommendations](#) to find out the steps to take with regard to policy updates.

New built-in rule sets

The following rule sets have been added:

Backend protection	Protects the IIS application server (programs, settings, injection, etc.), database and SES Evolution Installation Center.
Agent handler protection	Protects the agent handler (programs, settings, injection, etc.), database and SES Evolution Installation Center.



Administration console protection	Protects the SES Evolution administration console (programs, settings, injection, etc.), database and SES Evolution Installation Center.
Advanced protections	Unlike protections that react to a strong individual event, advanced protections react to a pattern of several weak events, which when combined, represent a threat.
Data leak prevention	Protects some specific applications used frequently in organizations, e.g., web browsers, file transfer tools, vaults, Windows security authorities and remote control tools. This protection mode covers unauthorized access to files, registry locations and keylogging attempts to deter the theft of sensitive assets. Windows security authorities are also protected from interprocess access, which prevents the extraction of Windows passwords. Special attention is given to programs that allow external code to run (e.g., script engines, DLL loaders, etc.), so that their operations will always be blocked. Likewise, programs provided by default with Windows (LOLBIN) that allow indirect access to information, are blocked.
Windows Defender event forwarding	Consolidates in the administration console security alerts of interest that Windows Defender raises on protected workstations in the SES Evolution pool. It is not included in built-in policies, so it must be added manually to your policies.

Changes to existing rule sets

The following rule sets have been modified:

Audits of attack contexts	<ul style="list-style-type: none">• Operations by programs that allow external code to run (e.g., script engines, DLL loaders, etc.) are now always logged, even when they are signed.• The list of certificates that the rule set recognizes has been enriched.• Rule severity levels have been revised so that no rule is below the agent group's default threshold (<i>Notice</i> level being the lowest)• Advanced detection of ARP Spoofing has been added to this rule set to detect Man In The Middle attacks.• Optimization to minimize impact on system performance without compromising audit quality. This will also reduce the possibility of losing logs during intense activity.
Protection baseline	This rule set has been enriched and hardened: <ul style="list-style-type: none">• Settings cannot be changed in safe mode,• BCD (Boot Configuration Data) is now protected,• Applications recognized as hacking tools have been enriched,• Script engines can no longer be run from browsers,• System configuration files (hosts, services and network) are now protected from unwanted changes,• Third-party programs are monitored and not allowed to run from MS Office applications,• Heuristic analysis of malicious data theft programs, based on the name of the accessed file, has been improved• Unsigned services are monitored and prevented from running.



Agent management

Agent groups based on Active Directory criteria

Agents can be automatically assigned to an agent group according to the Active Directory groups or organizational units to which they belong. This feature saves time and lowers the risk of error when creating agent groups.

 [Find out more](#)

Uninstalling agents

You can now prevent the local administrator of a workstation from uninstalling the SES Evolution agent. In this case, the agent can still be uninstalled via a challenge.

 [Find out more](#)

Agent filtering

New filters now make it possible to show the list of agents by criteria such as operating system, status, security policy, etc.

 [Find out more](#)

Dashboard

A new diagram now appears in the dashboard of the administration console and shows the number of agents in the pool for each version of SES Evolution.

 [Find out more](#)



Database

Log retention in the database

The duration of log retention in the log database can be configured, either when SES Evolution is installed, or at any time through the new **System** menu in the administration console. When logs reach the end of their retention period, they will be deleted by a task that runs regularly.

[Find out more](#)

Versions of policies and rule sets

The versions of policies and rule sets are now better managed to optimize storage space in the administration database.

[Find out more](#)

Removable devices

The list of known USB devices (vendor and product) has been updated in the administration console.

Activity monitoring

Windows event monitoring

Windows events of your choice can be forwarded to SES Evolution so that security information about your environment can be displayed.

[Find out more](#)

Logging of user activity

User activity in the SES Evolution administration console is now logged through a full audit of operations performed.

[Find out more](#)

Backoffice component logs

A new menu in the administration console, **System logs**, shows the activity of agent handlers, backend servers and the SES Evolution administration console.

[Find out more](#)

OSSEC analysis engine

OSSEC rules can now be imported into security policies from the administration console. This allows agents to subscribe to text-based logs or Windows events, and report them as SES Evolution logs in the log database or an SIEM.

[Find out more](#)

Exporting to syslog servers

Logs can now be exported to several syslog servers and the export formats IDMEF and CEF have been added to facilitate their integration into your solutions.

[Find out more](#)



Resolved vulnerabilities for SES Evolution 2.1

Agent

Loading DLLs

A vulnerability would occasionally cause some processes on the agent to load DLLs located elsewhere than in the agent's installation folders. This vulnerability has been fixed.

Details on this vulnerability can be found on our website <https://advisories.stormshield.eu>.

Backend

Access to custom scripts

A moderate severity vulnerability was fixed after the SES Evolution backend component was upgraded.

Details on this vulnerability can be found on our website <https://advisories.stormshield.eu>.

Changes to unused scripts

A moderate severity vulnerability was fixed after the SES Evolution backend component was upgraded.

Details on this vulnerability can be found on our website <https://advisories.stormshield.eu>.

Removal of unused scripts

A low severity vulnerability was fixed after the SES Evolution backend component was upgraded.

Details on this vulnerability can be found on our website <https://advisories.stormshield.eu>.

Removal of application identifiers

A moderate severity vulnerability was fixed after the SES Evolution backend component was upgraded.

Details on this vulnerability can be found on our website <https://advisories.stormshield.eu>.

Changes to security policies

A moderate severity vulnerability was fixed after the SES Evolution backend component was upgraded.

Details on this vulnerability can be found on our website <https://advisories.stormshield.eu>.

Duplication of security policies

A moderate severity vulnerability was fixed after the SES Evolution backend component was upgraded.

Details on this vulnerability can be found on our website <https://advisories.stormshield.eu>.



SES Evolution 2.1 bug fixes

Installation

In the Installation Center, *Minimum installation* has been renamed *Demo installation* to indicate that it must not be used in a production environment, only for testing or demos. *Advanced installation* has been renamed *Standard installation*.

Support references: SESNG-6898

The Installation Center no longer shuts down unexpectedly when the SQL user is unknown. A clear message now informs the user of the issue.

Support references: 182618CW

The language of the Installation Center is now the same as the language of the operating system when it is either French, English, Spanish or German. The Installation Center appears in English for operating systems in other languages.

SES Evolution Agent

Support references: 183130CW

In some cases during startup, the SES Evolution agent would wrongly detect an integrity issue, which would then require a restart. This issue has been fixed.

Support references: SESNG-7184

A compatibility issue between the SES Evolution and the CCleaner application has been fixed.

Support references: SESNG-5426

A blue screen (BSOD) would sometimes occur when the host switched to standby mode. This issue has been fixed.

Security rules

Support references: 181886CW

Exception rules can now be created from logs containing UNC paths.

Support references: 182180CW

Rules can now be copied/pasted or cut/pasted within the same rule set.

Support references: SESNG-5365

Process hollowing protection has been improved.

Support references: SESNG-7226

Privilege escalation rules in an audit rule set no longer prevent the evaluation of rules found in the rule sets that follow.

Support references: SESNG-5295

The *Detect only* action is no longer offered in keylogging protection rules. It was made redundant with the *Passive rule* mode.



Support references: SESNG-5370

All file access originating from the network can now be blocked using file access control rules.

Support references: SESNG-6878

A message now appears if you create an identifier with a path that ends in one or several space characters.

Logs

Support references: 182073CW

In the administration console, the attack chart now displays correctly when it contains WiFi logs.

Support references: SESNG-6372

Filters that exclude agent logs did not always function in the administration console. This issue has been fixed.

Support references: 183960CW

After users are deleted, they no longer appear in the list of users when logs are edited.

Device control

Support references: SESNG-5580

Occasionally, the agent would not display an authorization message when a USB device was plugged in, even though the USB device access control rule required it. This issue has been fixed.

Dashboard

Support references: SESNG-5780

When the SES Evolution environment contains several agent handlers, their status is now correctly displayed in the administration console's dashboard.

Agent management

Support references: SESNG-5505

Agent groups can no longer be created with invalid parameters.

Support references: SESNG-6910

The status of stopped agents now displays correctly in the **Agents** page of the administration console.

Support references: SESNG-7391

The Windows 10 21H1 operating system now displays correctly in the **Agents** page of the administration console.



Compatibility with other firewalls

Compatibility with other firewalls has been enhanced.

Support references: SESNG-5309



SES Evolution 2.0.2 fixes

SES Evolution upgrade

New version of policies

When SES Evolution is updated, Stormshield security policies are now updated as well.

Open administration console

The **Force update** button can now be used in the Installation Center to continue with an update even when an administration console is still open.

Error while updating the administration console

Updating the administration console no longer causes a recurring error in the logs of the backend component. The log is now generated at one go.

Updating the SES Evolution agent

After the SES Evolution agent was updated, it would occasionally prevent some processes from launching. This issue has been fixed.

Security Policies

Importing and exporting rule sets

Rule sets can now be exported and imported again into another SES Evolution environment in the same version.

Application identifiers

Using recursive identifiers and certificates together within the same security rule to identify an application would sometimes cause a blue screen. This issue has been fixed.

SES Evolution default policy

The default policy now includes compatibility with the Hardening mode in Panda Adaptive Defense 360. SES Evolution hides process hollowing operations when Panda causes them for legitimate reasons.

The audit rule set in the default policy was modified to restrict logs that are not relevant to security administrators. This reduces the number of logs displayed and the amount of system CPU that SES Evolution uses.

SES Evolution Agent

Support references: 178084CW - 180244CW

Under certain conditions, SES Evolution agents would send status information that would be misinterpreted by the agent handler. In such cases, the information displayed on the **Agents** panel of the administration console could be incorrect. Various other issues could also occur, such as the administrator being unable to respond to challenges. This issue has been fixed.

Agents waiting to be restarted after features are changed are now displayed correctly in the dashboard of the administration console.



Removable devices

Support references: 180798CW - 164622PW

Using *FTDI Chip* products no longer causes a blue screen. Overall compatibility with devices has been enhanced.



Resolved vulnerabilities for SES Evolution 2.0.1

Protection against denial of service attacks added

Protection against DDoS attacks was added to the API that registers new agent handlers in the Backend. Now only one agent handler can be registered every 15 seconds.

Value in the registry deleted

A value relating to the security of challenges was unnecessarily present in the registry. This vulnerability was fixed by deleting this value.



SES Evolution 2.0.1 fixes

Installing SES Evolution

Password fields

In the Installation Center, the password and confirm password fields are now always correctly verified.

License validity

In the Installation Center, the format and validity of the license are verified as soon as the license file is selected, instead of at the end of the installation.

Security Policies

Support reference: 177214CW

Network access

Some types of network access were not filtered by application protections because they were initiated by the system. They can now be blocked. This option makes it possible to block remote access to shared folders located on workstations that are protected by the SES Evolution agent.

If you upgrade SES Evolution to version 2.0.1, the default policy is not updated. You can download the corresponding rule set from your dedicated [MyStormshield](#) area to add network access permissions for system processes. For more information, refer to the Stormshield [Knowledge base](#).

Network IDs

The **Invert identifier scope** option is now correctly saved in the network ID editing window.

Audit rules on drivers

Specific behavior in the *Driver loading* and *Driver integrity* protection rules is now correctly applied. These rules no longer generate unjustified logs for allowed drivers.



Logs

Searching in agent logs

In the administration console, the maximum duration of an agent log search has been increased from 30 seconds to 15 minutes. A message now appears when the search exceeds this duration.

Displaying incidents

When an incident is opened, only alert logs are now displayed, up to a maximum of 1000 logs. The remaining logs are loaded when the attack chart is consulted, up to a maximum of 100000 logs. This makes it possible to build an attack chart with comprehensive logs.

SES Evolution Agent

Lengthy logs

Lengthy logs no longer cause the graphical interface of the SES Evolution agent to unexpectedly shut down.

Self-protection rules

Self-protection rules on some registry keys of SES Evolution agents were not correctly applied. This issue has been fixed.

Display

Windows 10 agents

The **Agents** panel in the administration console now displays the correct version of the operating system for Windows 10 agents.



Summary of features

Version 2.0 of SES Evolution offers the following features.

SES Evolution 2.0 features

Protection	
Memory overflow	Protects your pool from intrusion attempts and vulnerability exploitation.
Process hollowing	
Security token theft	
File system bypass	
Keylogging	
File access control	Controls all system resources and access to them. Allows applications to make changes, access these resources or blocks them. You can also simply monitor them.
Registry base access control	
Memory access control	
Execution control	
Driver loading detection	Detects rootkits that attempt to load or change drivers in the kernel.
Driver alteration detection	
Application firewall	Controls incoming and outgoing network communications for each application.
Wi-Fi access point control	Manages allowed Wi-Fi networks and prevents the Wi-Fi-LAN bridge from being set up.
Floppy disk or CD/DVD drive control, serial ports	Controls devices allowed in your pool through fully customizable rules.
Bluetooth device control	
USB device control	
USB decontamination air gap	Controls the USB keys and hard disks in your pool, manages trusted devices and blocks devices that have not been validated.
Configuration	
Management via agent groups	Organizes your pool according to your requirements through a simple but powerful system of agent groups.
Configuration deployment	Deploys new configurations in all agents with a single click in the administration console.
Stormshield security policy	Protects your pool with a default policy that covers common threats and adds custom security rules to fully adapt the policy to your environment.
Context-based security policies	Adapts security to agents' environment so that they apply different policies based on their location.
Policy management through rule sets	Pool security rules in your policies and manage exceptions easily.



Scheduled tasks	Runs commands on agents by configuring scripts from the administration console.
Agent modularity	Manages features installed on each agent from the administration console: uninstall unused features, delete incompatible versions and reduce the attack surface.
Challenges	Allows some operations to be performed securely through a question/response system.
Simultaneously connected administrators	Organizes your administrators by role to manage simultaneous access to various resources on the administration console.

Activity monitoring

Dashboard	See the status of your pool in a glimpse with a simple dashboard.
Log tracking	Views events that agents raise, filtering them by priority, type, group, etc.
Attack analysis	Follows incidents and analyzes attacks in a dedicated panel that illustrates steps in charts and provides additional information to better understand each attack.
Agent monitoring	Tracks the pool's agents in real time, checks their status and assigns them to groups
Syslog server export	Exports all events in your SIEM system to include them in your other sources of security information (firewall, antivirus, etc.).



Contact

To contact our Stormshield Technical Assistance Center (TAC):

- <https://mystormshield.eu/>
All requests to technical support must be submitted through the incident manager in the private-access area https://mystormshield.eu, under Technical support > Manage cases.
- +33 (0) 9 69 329 129
In order for us to provide high-quality service, you are advised to use this communication method only to follow up on incidents that have been created earlier on https://mystormshield.eu.



STORMSHIELD

All images in this document are for representational purposes only, actual products may differ.

Copyright © Stormshield 2022. All rights reserved. All other company and product names contained in this document are trademarks or registered trademarks of their respective companies.