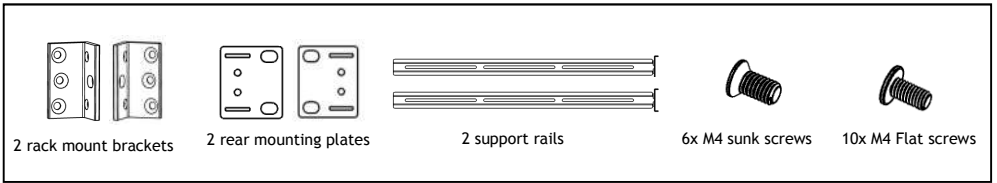
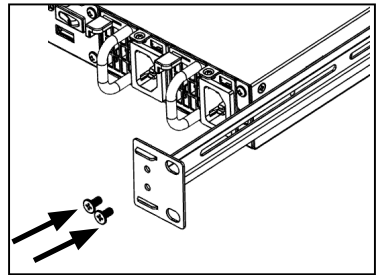


# SN1100 Rack Mounting Kit Mounting Instructions



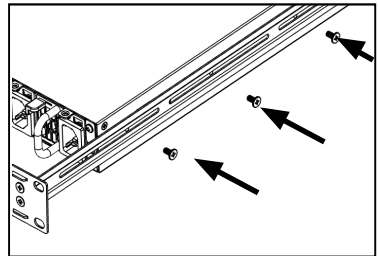
## Step 1

Secure a rear mounting plate to each support rail by using two M4 flat screws.



## Step 2

Mount the support rails on each side of the appliance by using three M4 flat screws. Adjust their position to fit the depth of your rack.



## Step 3

Mount the brackets to each side at the front of the appliance by using three M4 sunk screws

